

IPD/300LR

SCHEMI D'IMPIANTO
INSTALLATION DIAGRAMS
ANLAGENPLÄNE
SCHEMAS D'INSTALLATION
ESQUEMAS DE INSTALACION
ESQUEMAS DE INSTALAÇÃO

Fig.1 Colore dei conduttori relativi ai cablaggi CN2-CN3 per i collegamenti dall'interfaccia HIA/300 alle unità installate nel posto esterno HPV/1 e HPC/1.

ATTENZIONE. In funzione del numero dei pulsanti installati varia il conduttore di collegamento.

Fig.1 Colour coding of wires relating to CN2-CN3 wiring for connecting interface HIA/300 to the units installed in front plates HPV/1 and HPC/1.

WARNING. Which wire is used for connection will depend on the number of buttons installed.

Abb.1 Farbe der Kabelleiter CN2-CN3, für den Anschluss zwischen der Schnittstelle HIA/300 und den Einheiten, die in der Außenstation HPV/1 und HPC/1 eingebaut wurden.

ACHTUNG. Der Anschlussleiter ist von der Anzahl der eingebauten Druckknöpfe abhängig.

Fig.1 Couleur des conducteurs relatifs aux câblages CN2-CN3 pour les branchements de l'interface HIA/300 aux unités installées à l'intérieur du poste extérieur HPV/1 et HPC/1.

ATTENTION. Le conducteur de branchement varie en fonction du nombre de boutons-poussoirs installés.

Fig.1 Color de los conductores correspondientes a los cableados CN2-CN3 para las conexiones de la interfaz HIA/300 a las unidades instaladas en la placa exterior HPV/1 y HPC/1.

ATENCIÓN. El conductor de conexión varía en función del número de pulsadores instalados.

Fig.1 Cor dos condutores relativos às cablagens CN2-CN3 para as ligações da interface HIA/300 às unidades instaladas na placa botoneira HPV/1 e HPC/1.

ATENÇÃO. Em função do número dos botões instalados varia o condutor de ligação.

CN2

A: azzurro, light blue, Himmelblau, bleu clair, azul claro, azul

B: bianco, white, Weiß, blanc, blanco, branco

C: arancio, orange, Orange, orange, naranja, laranja

G: giallo, yellow, Gelb, jaune, amarillo, amarelo

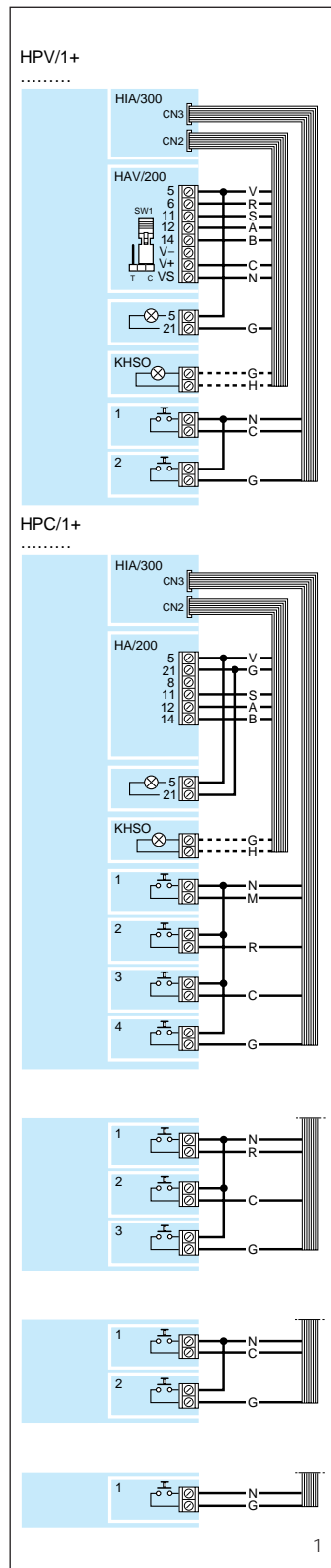
H: grigio, grey, Grau, gris, gris, cinzento

N: nero, black, Schwarz, noir, negro, preto

R: rosso, red, Rot, rouge, rojo, vermelho

S: rosa, pink, Rosarot, rose, rosa, cor-de-rosa

V: verde, green, Grün, vert, verde, verde



CN3

C: arancio, orange, Orange, orange, naranja, laranja

G: giallo, yellow, Gelb, gris, amarillo, amarelo

M: marrone, brown, Braun, marron, marrón, castanho

N: nero, black, Schwarz, noir, negro, preto

R: rosso, red, Rot, rouge, rojo, vermelho

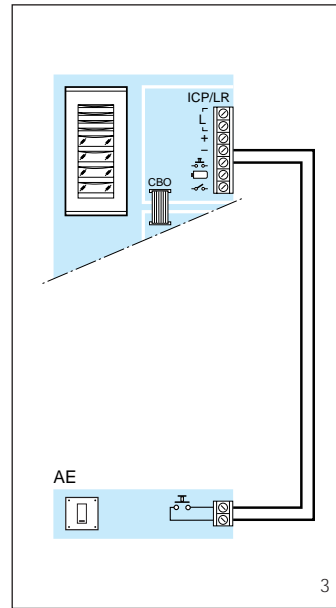
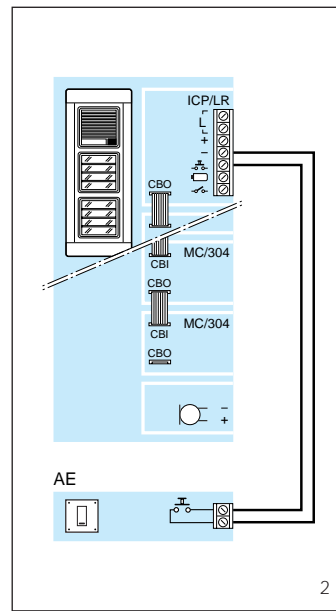


Fig.2-3 Schema di collegamento del pulsante ausiliario apriporta (AE).

Fig.2-3 Connection diagram of auxiliary door-lock release button (AE).

Abb.2-3 Anschlüsse zwischen Türöffertaste (Auxiliary/Service) (AE).

Fig.2-3 Schéma de raccordement du bouton gâche intérieur (AE).

Fig.2-3 Esquema de conexión del pulsador auxiliar abrepuerta (AE).

Fig.2-3 Esquema de ligação do botão auxiliar de abertura de porta (AE).

Sezione dei conduttori della linea di alimentazione.

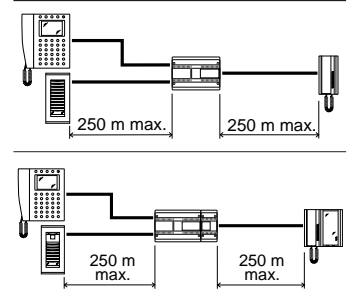
Cross-section of the supply line wires.

Querschnitt der Stromleitung.

Section des conducteurs de la ligne d'alimentation.

Sección de los conductores de la línea de alimentación.

Secção dos condutores da linha de alimentação.



| Distanza Distance Entfernung Distance Distância (m) | Sezione Cross section Querschnitt Section Sección Secção (mm ²) |
|--|---|
| 30 | 0,28 |
| 30÷100 | 1 |
| 100÷250 | 2,5 |

Doppino telefonico (0,28 mm²)
Twisted pair (0,28 mm²)
Telefonleitung (0,28 mm²)
Paire torsadé (0,28 mm²)
Par telefónico (0,28 mm²)
Par TVHV (0,28 mm²)

CP: Pulsante di chiamata dal pianerottolo.
Personal door-bell button.
Taste zum Anrufen von der Etage.
Bouton d'appel porte-palrière.
Pulsador de llamada desde el rellano.
Botão de chamada de pátio.

SE 300C15.1

IMPIANTO CITOFONICO RESIDENZIALE CON CENTRALINO DI PORTINERIA

RESIDENTIAL AUDIO ENTRY INSTALLATION WITH PORTER SWITCHBOARD

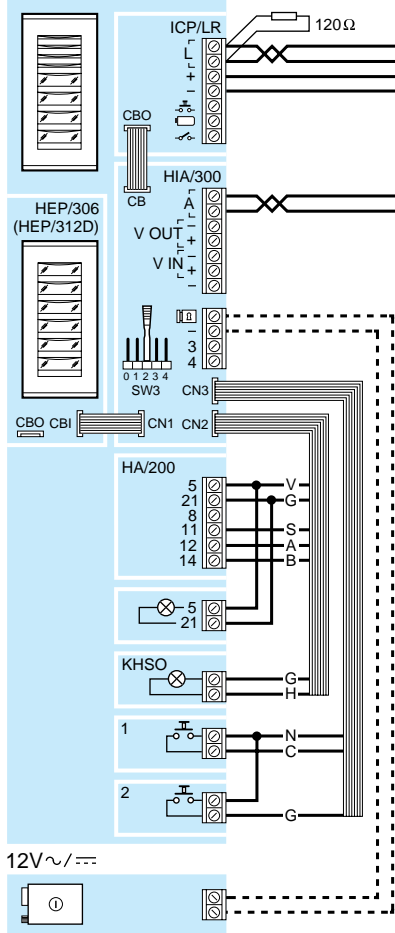
HAUSSPRECHANLAGE FÜR WOHNKOMPLEXE MIT PFÖRTNERZENTRALE

INSTALLATION PORTIER ELECTRONIQUE RESIDENTIELLE AVEC CENTRALE DE CONCIERGERIE

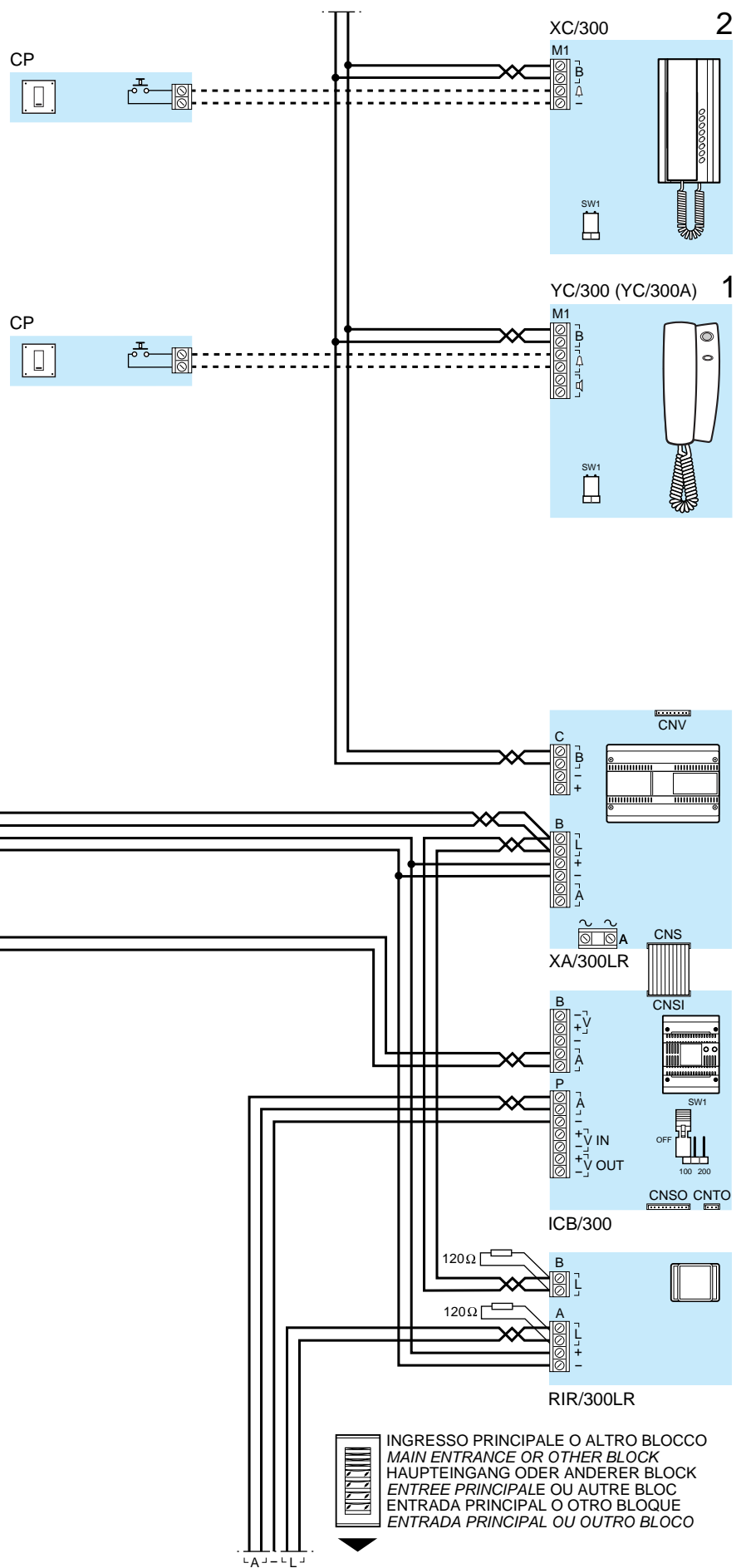
EQUIPO DE PORTERO ELECTRONICO RESIDENCIAL CON CENTRALITA DE CONSERJERIA

INSTALAÇÃO TELEFONE DE PORTEIRO RESIDENCIAL COM CENTRAL DE PORTARIA

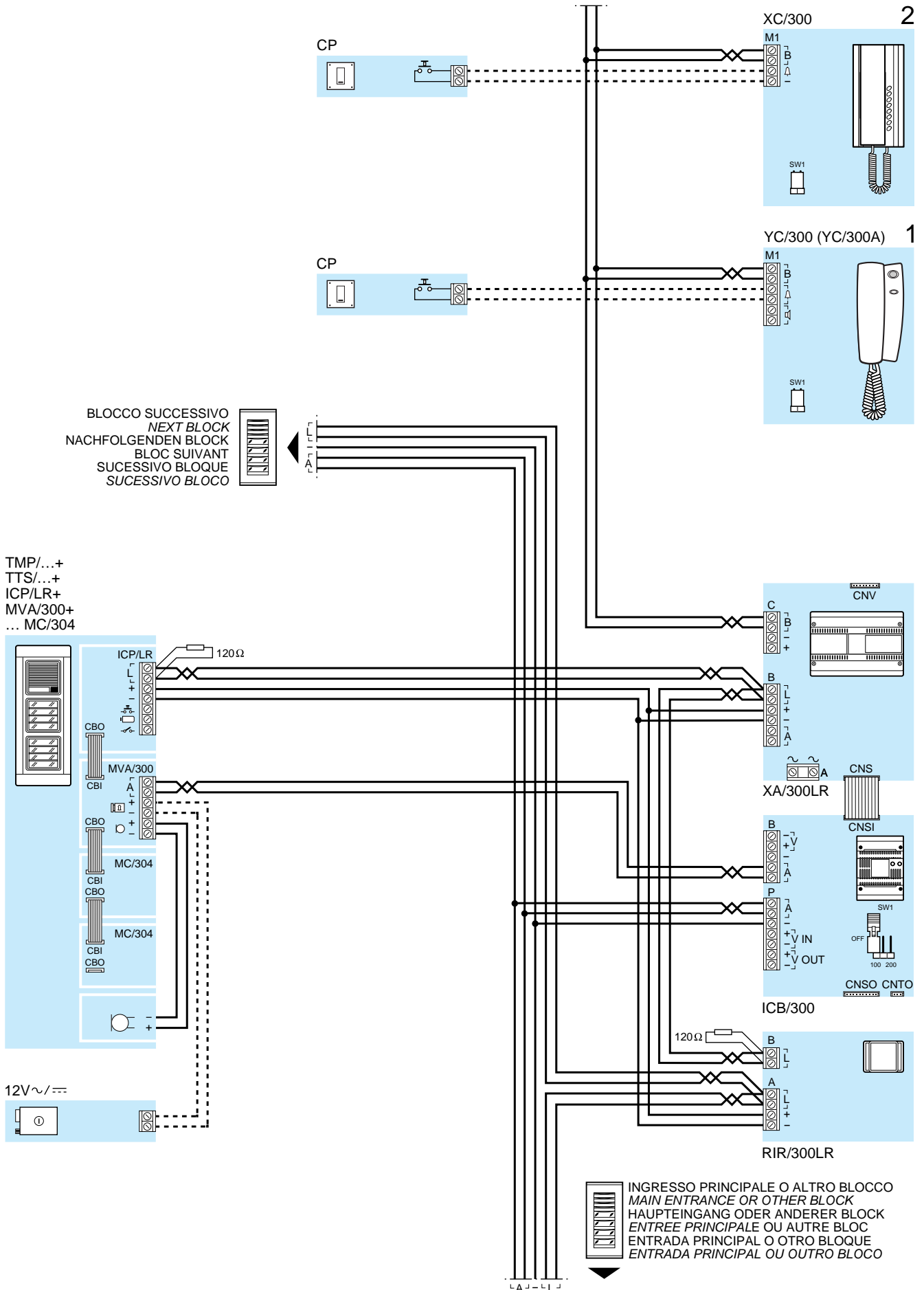
HPC/1+HA/200+
HIA/300+ICP/LR+
...KHPS (...KHPD)+
HTS+KHSO+
...HEP/306
(...HEP/312D)



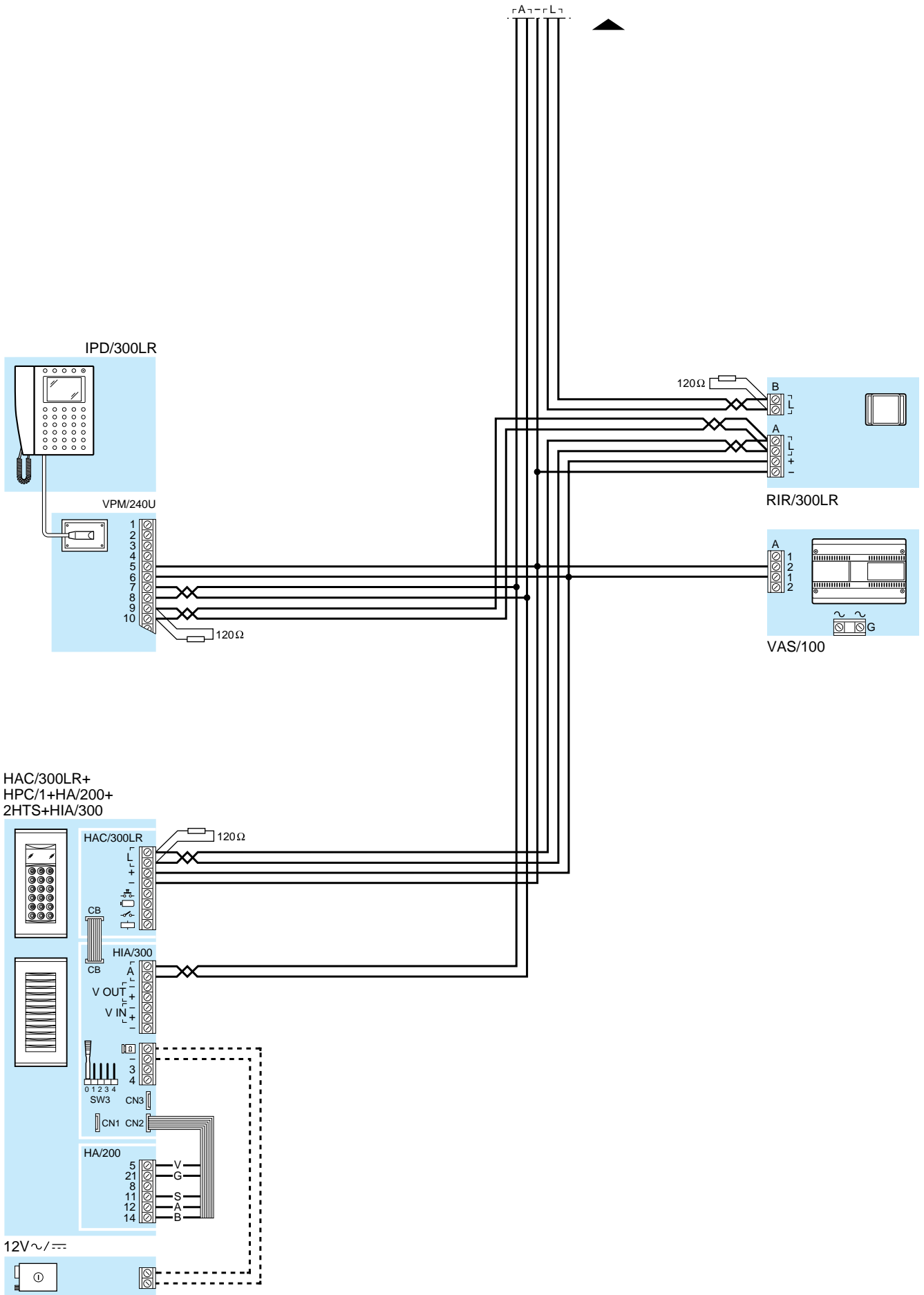
SE 300C15.1-A



SE 300C15.1-B



SE 300C15.1-C



SE 300V15

IMPIANTO VIDEOCITOFONICO RESIDENZIALE CON CENTRALINO DI PORTINERIA

RESIDENTIAL VIDEO ENTRY INSTALLATION WITH PORTER SWITCHBOARD

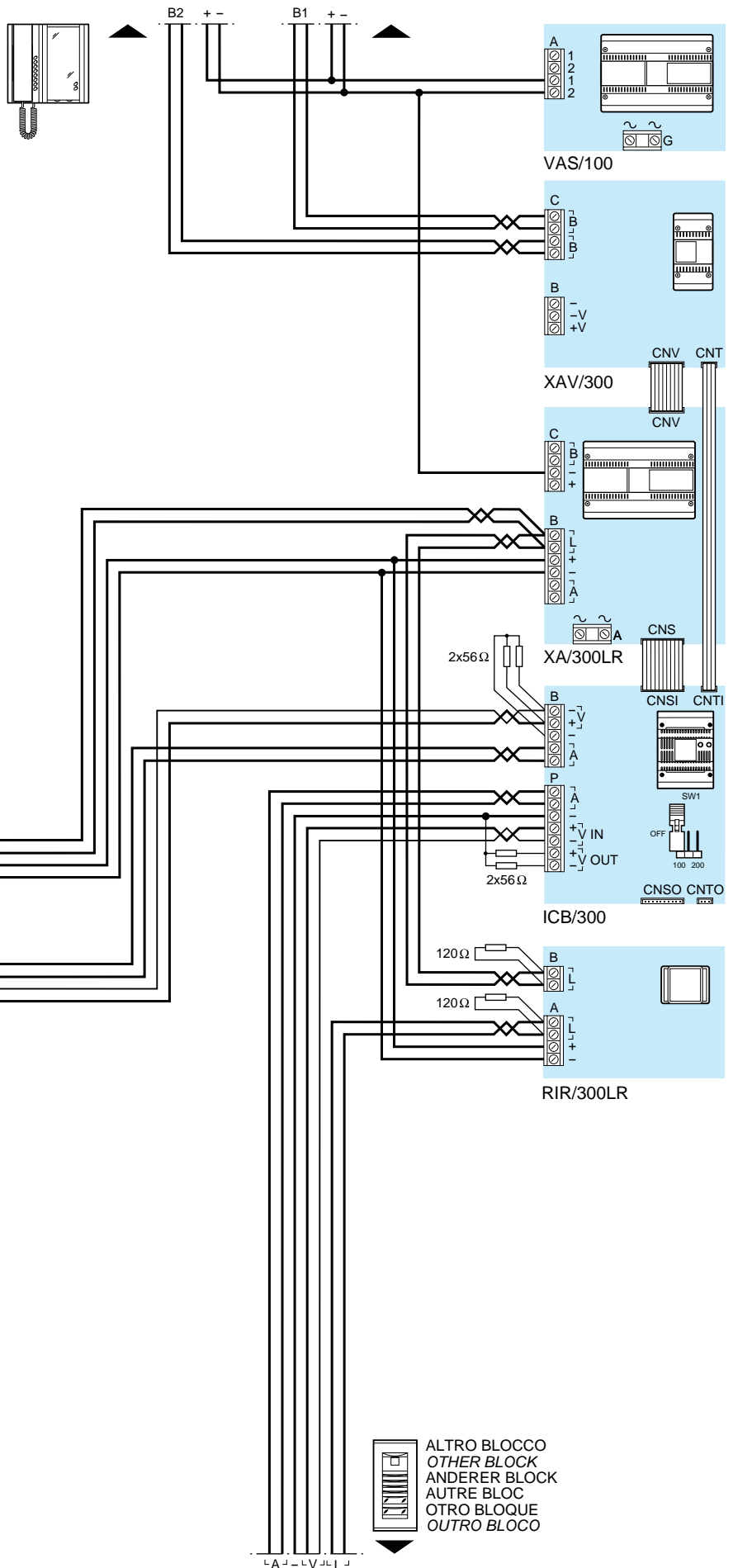
VIDEOSPRECHANLAGE FÜR WOHNKOMPLEXE MIT PFÖRTNERZENTRALE

INSTALLATION PORTIER VIDEO RESIDENTIELLE AVEC CENTRALE DE CONCIERGERIE

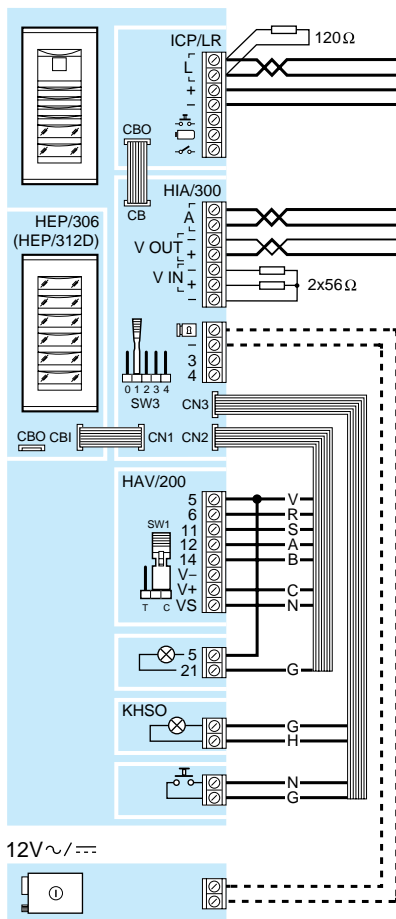
EQUIPO DE VIDEOPORTERO RESIDENCIAL CON CENTRALITA DE CONSERJERIA

INSTALAÇÃO VIDEOPORTEIRO RESIDENCIAL COM CENTRAL DE PORTARIA

SE 300V15-A

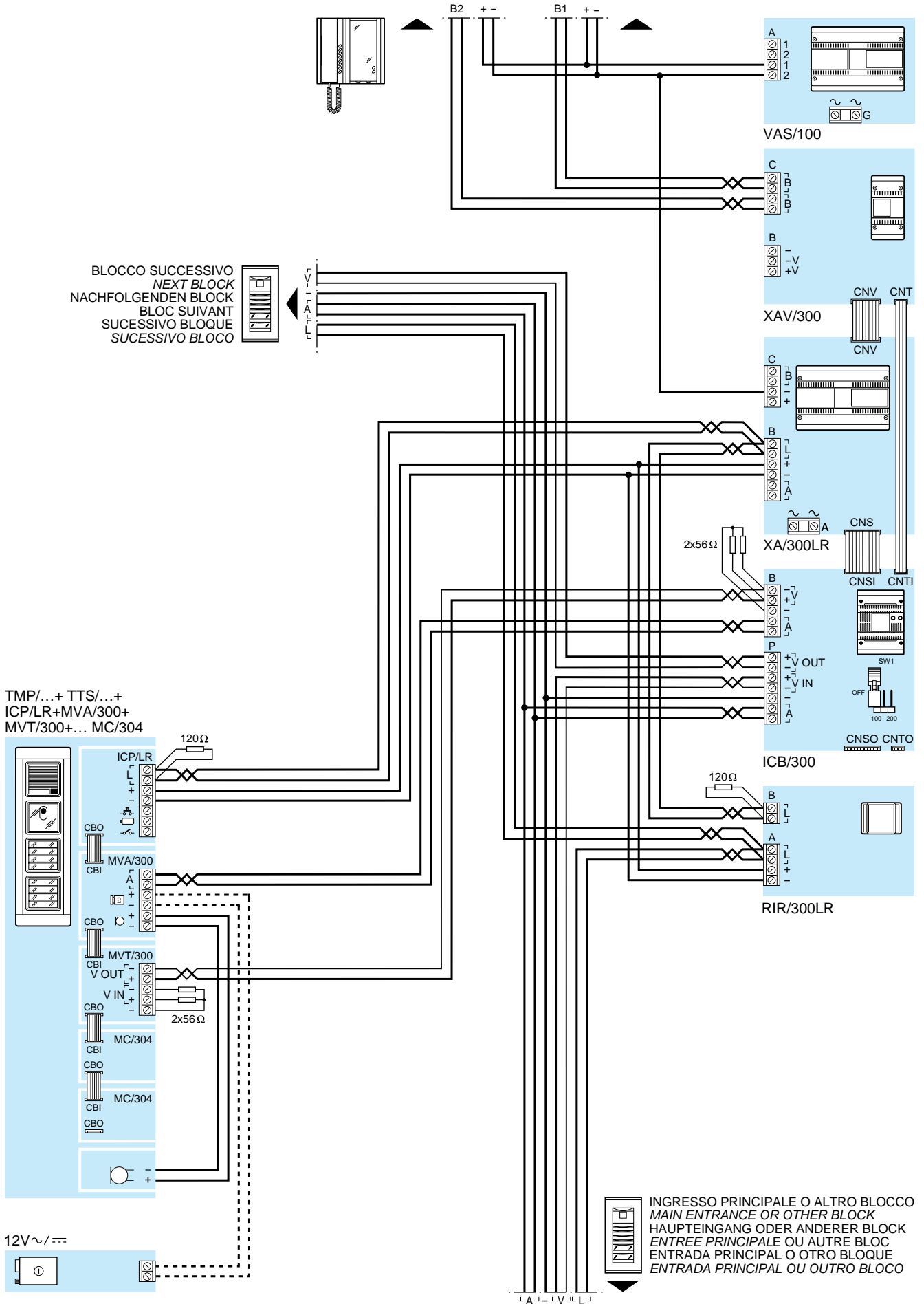


HPV/1+HAV/200+
HIA/300+ICP/LR+
...KHPs (...KHPD)+
HTS+KHSO+
...HEP/306
(...HEP/312D)



ALTR0 BLOCCO
OTHER BLOCK
ANDERER BLOCK
AUTRE BLOC
OTRO BLOQUE
OUTRO BLOCO

SE 300V15-B



SE 300V15-C

